

Clippings

December 2018



The Monthly Newsletter of Queensland Spinners Weavers & Fibre Artists



Doris' stitched basket

December 2018

Monday	Tuesday	Wednesday	Thursday	Friday	Saturday	Sunday
26	27	28	29	30	01 GENERAL MEETING	02 BASKETCASES
03	04 MIDWEEK CRAFTERS ROLLING POSSUMS	05 WEAVERS NIGHT OWLS	06	07	08	09
10 BOOK & PAPER	11	12 MIDWEEK CRAFTERS NIGHT OWLS	13 FELTERS	14	15 GENERAL MEETING	16
17	18 MIDWEEK CRAFTERS	19 HAND KNITTERS NIGHT OWLS	20	21 DYE HARDS	22	23
24 OFF THE PAGE	25 Christmas Day	26 MIDWEEK CRAFTERS NIGHT OWLS	27	28	29	30
31	01	02	03	04	05	06

President's Report

BY KYM TEXTOR

With a few really hot days lately we have been able to give our air conditioners a good work out. They have performed beautifully, keeping us comfortably cool and giving us a big shock when we went to outside.

We are now part of the team making a big difference to our community and environment by joining '**Containers for Change**'. So start collecting your refundable containers. Whenever you redeem containers at a refund point use our scheme ID, **C10052452**, which puts money directly into our bank account . Put this number in your phone as a contact so you can remember it. To find out more, including where to cash-in, visit: www.containersforchange.com.au

The renovation of the hall will have commenced in earnest by the time you get this. We are trying to make our space more welcoming and look less cluttered. The stash bash will hopefully move some of our older equipment. The large loom on the stage has been sold to Talina, a local woman who is so excited to become the proud owner of such a piece of history. It is great to see it go to a good home where it will be used and loved.

The library will be closed from the end of November for stock take. Please return your books as soon as possible so that the correct amount of space can be allocated for each category when the library is moved to create a store room for all that stuff we collect.

We look forward to launching our new look and our 50th year celebrations with a high tea at our first general meeting on Saturday 2 February 2019. Get in quick to secure your \$20 ticket from the Emporium or Eventbrite.

The jewel in our 50th year crown is the gala dinner. We have invited the Premier, the Minister for the Arts and ABC's weather wonder and our patron, Jenny Woodward. Our founding member, Cecile Falvey OAM, is very pleased to attend and textile legend Janet De Boer OAM is delighted to accept our invitation. In fact, Janet's first entry in her brand new 2019 calendar was our gala dinner. It is going to be a wonderful night full of friends, food, music, nostalgia and a fabulous way to be 50. Perhaps you could suggest to your family that a ticket to this special event would be a wonderful gift. So much better than a nightie or chocolates! (And I do love chocolates!) You could also get together with your mates and buy a table! Tickets are available from the Emporium and Eventbrite.

Karlene is raring to go with her legendary punch at our Christmas party on 1 December. You can bring a plate of food to share, a secret santa gift, a donation for the Xmas hamper raffle, and a donation for the women's shelter if you like.

Get your order in for your very own QSWFA journal. If you get in early before 15 January it will only be \$28 for your own little piece of QSWFA history. This hard covered A5 journal will be filled with colour photos, quotes from members and information about our group. Make sure your group gets the information to Michelle or Di in plenty of time. (see p 16) Guess where you can pre order this little gem from? You got it! The Emporium or Eventbrite!

I will send you an email with all the links to all these marvels on Eventbrite.

Need some other suggestions for Christmas gifts? Be sure to visit members Wendy Bailye & Sharyn Hall's 'Wild Things' exhibition at Richard Randall until 30 November. If that doesn't fit the bill, try BVAC, Brisbane Visual Arts Community, pop-up shop. It's on 8 - 9 December, perfect for all your handcrafted gifts this Christmas.

I look forward to a restful Christmas period. Happy holiday wishes to all of our spinners family. May your art journey continue with passion and purpose.

Kym



2019 dates



- 4-7 Jan **Cook Up**
- 2 Feb **High Tea** - Fibrecraft House
\$20 tickets
- 13 Apr **Gala Dinner** - The Landing at Dockside
\$120 tickets
- 11 May **Open Day**
- 28 June **Fibre Arts Expo**
Brisbane Botanic Gardens Mt Coot th
- 2-4 Aug **Fibre Arts Retreat** - Mapleton
- 9-18Aug **Ekka**
- 26 Aug **Gallery Shop** - Richard Randall

Birthdays

A very happy birthday to all our members having a birthday this month, including:

Sally Borgelt
Diana Briscoe
Meriel Chamberlin
Mary Ann Comiskey
Pamela Joyce Cox
Anne Driver
Vivienne Graham
Virginia Gray
Diane Harwood
Dana McCown
Jane Mitchell
Christine Nicholls
Betty Odell
Salvador Pace
Jenny Parker
Helen Robertson
Lyn Rushby
Carmen Sempf
Kym Textor
Susan Wilson



Knitters

BY JOAN APTHORP

The Hand Knitters will not have a meeting in December, as the 3rd Wednesday is too close to Christmas.

Instead, all are invited to join the Midweek Spinners for our end-of-year shared lunch on Wednesday 12 December. Enjoy good company and good food - and you'll probably pick up a few ideas and/or some inspiration. After which we wish everyone a happy and safe holiday.

As we all get withdrawal symptoms if kept from our shared craft activities too long, the Midweek Spinners will be meeting again from Tuesday 15 January. This is a decision I have made without consultation, so I hope it's OK with the members; as there is no January Clippings, it is impossible to let everybody know of changes. We'll definitely be there on Wed 23 January. Now there's air-conditioning we'll be more than happy to have midsummer meetings!

Hand Knitters will start again on the third Wednesday of February - 20 Feb. We haven't set a theme yet as far as I know but bring needles and yarn, plus any tips you may want to share.

Positions Vacant

Guest Speaker Co-ordinator

Inviting a person of interest to QSWFA to speak and present at a general meeting. Co-ordinate the setting up of the presentation area on the day. Write an introduction and thank you for Clippings.

Craft show organiser

2 per year, set up & roster.

Camp Convenors for 2020

start early and learn with the current team.

Open Day Co-ordinator & team members

Clippings Composer

Put together the submitted articles into an online publishing template. Submit draft to be proofed. Edit. Download. Print. Easy! Contact clippings@qldspinners.org.au

Workshop Coordinator

Co-ordinate with tutors and put workshops on Eventbrite. clippings@qldspinners.org.au

Fibre Arts Expo Co-ordinators & team members



Anna enjoying the Emporium

QUT research project

BY MICHELLE HANLEY

If you see one of our inquisitive new members walking around QSWFA hall with a clip board and politely observing, please go over and say hello. This is Anna Kalma, who has joined QSWFA last month. Due to spending time with us Anna's initial passion in crochet & knitting has taken on a whole new spectrum of making. Apart from craft, interacting with older adults is Anna's other interest! Anna is a PhD student at QUT studying a degree specializing in Human Computer Interaction. She has begun interviewing our members to gather information for her studies. Anna's PhD is about "exploring technology usage by makers"'makers' – that is all of us! Except the study group is specific to individuals over the age of 65, who spend at least an hour a week on their making. These creative practices may range from Knitting, Crochet, Spinning, Weaving, Dyeing, Felting, Bookmaking, and Basketry..... practically any making.

Anna was inspired to look into this area, since a maker herself, has always looked for a way of combining technology with traditional crafting. She is particularly interested in Older Adults; as she believes this demographic has been largely overlooked in previous research and there is a large amount of knowledge to be learnt from this group. Anna is excited to understand the role that making plays in our lives and hear our stories. You can contribute to this study by participating in a 30min interview with Anna.

Some example questions would include the following:

- What is your making practice & what is involved with this practice?
- What drew you to making & do you use any technology in your making?
- Do you often make around other people? Or is it an individual activity? Is there a social element to your making?

The purpose of the research is to investigate how technology is able to support older adult makers. however the level of technology that you use does not matter as she is looking for a whole range of usage. This usage can range from email and using your phone to websites such as Ravelry, YouTube and Facebook

Contact Anna and she will conduct an interview at a group meeting or other arranged date.

Anna Kalma Email: a.kalma@qut.edu.au

On completion of her study, for our interest, Anna has offered to have it printed in Clippings. Thank you Anna for your enthusiasm and choosing members QSWFA for your study. We are privileged to have you on board and are certainly looking forward to reading your summary.

Showcase

BY JOAN APTHORP

On Sat 17 Nov we saw some very handsome spinning by Erika Mathewson. She had bought "Treetops Colour Harmonies" sliver, in the colourway "Walkabout", from the Emporium, and divided it up by colour before starting spinning, so she could start with the light beige and move through the russet to the dark blue, with areas of mixed colour where the shades met in the dyed fibre. She then used Navajo (chain) plying to keep the colours separate, and is very pleased with the resulting gradient skein - so much so that she went and bought another fibre plait in the same colourway. Erika spins on a Hansen e-spinner, a marvellous little device which is easily transportable, very useful for someone who travels around a lot.

Paula Cockle had spun 3 skeins of bouncy, fluffy yarn in shades from purple to grey; she used a batt of carded Merino, mohair, silk and glitz for one of the singles, and soft grey wool top for the other, plied as a regular 2-ply. Paula had also knitted a pair of socks as a Christmas gift for her brother, using Opal sock yarn on 2.5 and 2.75mm needles, to a basic sock pattern by Ann Budd.

The Night Owls have been having tutorial sessions lately, and Jenny Woodrow carded herself some punis on a blending board, using a mixture of wool and glitz, largely bluish-purple.





I have a Showcase form from Sat. 3 November, describing a shawl spun and knitted by Judith Weller. Unfortunately I didn't see the actual shawl - that was the day our Book and Paper Group did their presentation on their Japan trip, and I didn't realise Judith's shawl was on display. Sorry! The fleece used was "legacy" fibre from an old friend, with the grease well and truly dried in, so preparing it for spinning was a challenge. Judith knitted a shoulder shawl on 5mm needles, with a simple lace pattern. This is always a successful recipe!

She spun this with the long-draw woollen method, as taught by Karen Alpert earlier in the month. This is a plump, squishy yarn, done as a 2-ply (meaning the structure, not the thickness). Jenny also displayed a very pink skein, spun worsted using the short draw; fibre used was hand-dyed Optim from "Kit and Kaboodle", Navajo plied to keep the colours sort of separate. Jenny had also knitted herself a pair of shades-of-pink socks, using wool-nylon sock yarn given to her for her birthday in September; she used a 3mm long circular needle and knitted these toe-up and 2-at-a-time, using a Knit Picks pattern. She is very happy with the snug fit on her rather big feet. Her advice is that socks have an unkind habit of "growing" in the wash, so if they fit straight off the needles you may find them ending up too large - be careful in the sizing.

The final collection of skeins was by Michelle Hanley, who used commercially-spun yarns to try some eco-dyeing (or vegetable dyeing). The two pink/green/white skeins were wool, dyed with parsley (the green sections) using Copper Sulphate as mordant, and lichen (the pink section) soaked in ammonia solution - lichen is a "substantive" dye and needs no mordant. The two skeins of finer yarn were a silk-linen blend, originally greyish, which didn't take the colour as well but has a very subtle and attractive appearance; dye used here was again lichen soaked in ammonia solution.

Karlene Lewis and Judith Weller had cooperated on the two blue woven scarves on display; Judith did the spinning while Karlene did the weaving. Weaving is simple tabby, really all you need with such lovely and interesting handspun wool. The warp used plied wool for strength, while the weft was done in singles. Karlene likes to start and end her weaving with a couple of inches of "test weaving", which gives her an opportunity to play and also ensures an even weave on the actual article.

Belinda Daniel has been producing more masterpieces of knitting. She made a wonderful Shetland pullover in elaborate jacquard patterns with Celtic motifs, using up her oddments of Shetland wool to excellent effect. Colours were changed every row - can you imagine all the ends left after that! She took a tip from Kaffe Fassett and simply left them hanging on the inside, trimming them neatly and plaiting the ones at the edges where they might otherwise hang out and be seen. Shetland wool is woollen-spun and clings to itself efficiently, so there's no danger of holes; the last stitch of one colour was knitted together with the first of the next colour, ensuring that they grip together.

Belinda had also knitted a large lace doily (or small tablecloth) in silk from the late Doreen Murray's stash; she was afraid she'd run out of yarn before the end, but had a whole metre of yarn left over after casting off - she won at "yarn chicken"!

Happy Crafting - see you all at the Christmas party, and then in February with the wonderful things I'm sure you'll be making over the holidays if you can find a cool enough spot for craft activities.



Basket Cases

BY JILL BROSE

Our meeting on November 4 was attended by five enthusiastic basket makers.

Lyn came with embroidery today as she had no basket work on the go, having been away at Rainbow Bay. While there she did collect seaweed stalks and roots for future basket projects.

Doris commenced another stitched basket, made of grass left over from the sand mining process. She used brown waxed linen thread for the stitching.

George continued to work on her wall hanging with two large twisted bloodwood branches which she had joined together. Today she was weaving charcoal grey *Aristea ecklonii* rope into part of it.

Jill is still doing her wrap and coil basket made with brightly coloured silk strips some of which are being torn from a multi coloured striped blouse she once wore.

Ann came for the first time and

George taught her to make rope out of *Aristea ecklonii*. **Floss** then taught her how to make a 4 over 4 style basket.

Floss commenced a 4 over 4 basket using cane spokes and rope made of banana strips.

Floss' melon basket



Anne's basket



George's wall hanging



Floss' 4 over 4



Book & Paper

BY TRICIA SMOUT



Lyn Rushby showed us lots of ideas for us to make Christmas ornaments.

We didn't have enough time to try them all out, so we will repeat that activity at our final meeting for the year. People who weren't at our November meeting will be able to purchase the instructions and some supplies from Lyn for \$2. Please also bring your own paper patterned and plain, A4 size or larger, several sheets of construction paper, scrapbooking paper, old book pages, music sheets, maps etc. Bring your cutting board, cutting knife and scissors. Also bring what you can of the following: hole punch; pencil/paints/felt pens; glue/sticky tape/stapler/brads/paperclips; embroidery thread/light string/fine wire/ribbon/fishing line; light cardboard; decorating materials (e.g. tinsel, small bells, beads); tracing paper

Show and Tell:

Tricia showed the books from the recent "Bodies" bookswap. This is a really intriguing collection with many imaginative ways to express the theme. **Joanna** sent her creative "Bag of Bits" project. **Nat** showed 2 books she plans to alter, and also a concertina seed-pod book made by Sophie Munns. **Nat** also brought the catalogue from the Chiharu Shiota exhibition in Adelaide, which is bound with red string to match one of the installations.

Wendy D showed her indigo dyeing from our September meeting, and cyanotypes made with **Sandra Pearce** at a Papermakers meeting. **Di** brought her golden bunting piece decorated with coasters from the recent swap.

Susan showed quilled Christmas ornaments purchased at the Oxfam shop, and a scalpel set from Bunnings.

Lyn R showed her impressive drawings from an online course she has enjoyed doing.



Lyn will help us make Christmas decorations (see above).

OUR NEXT MEETING ON 10 DECEMBER:

We will have a (voluntary) Secret Santa exchange. If you would like to participate, bring your contribution in a brown paper bag or unmarked wrapping (so it remains anonymous) but please put include your name somewhere inside.

The theme for this year is a decorated polystyrene ball, ready to hang. Buy your own ball (any size) at Spotlight, Riot etc. Decorate it however you like (paper, collage, painted, fabric, threads, sequins, etc).

Please attach a hanging cord, which is easiest to do before you start to decorate the ball. This could be done by inserting a long needle right through the ball and hanging a bead at the bottom. Otherwise make a deepish indentation in the ball, insert your hanger and pack around the hole with PVA glue, then add your collage decoration around this.

Our last meeting of the year will be our Shared Lunch, so please bring a plate of food to share (either savoury or sweet). If they are gluten-free, vegan, etc please mark them as such.

OUR MEETINGS IN 2019

4-7 January: "Cook Up" is four days of fun and creativity in the hall. We have lots of activities set up for the whole four days (rusting paper, teabag dyeing, collage, past paper, etc) and we also have a specific activity each day. The cost is \$10 per day (\$5 meeting fee at the door, plus \$5 for materials). Bring your own lunch each day. The program will be finalised soon, and sent by email to our group. There will also be a copy pinned to the notice board in the hall.

11 February: Our first meeting of the year is a Planning Meeting. Please bring all your ideas for activities and projects you would like to do in the coming months.

We will have a Short Activity, and at our last meeting, we voted to also have a Shared Lunch.

It is also a Sale and Swap day. We will have separate tables for the give-aways and the sales.

If you want people to buy your craft items please put a price label on each, and bring a pot to collect the money.

Weavers

BY MARIJKE KLOOSTERMANN

Heather reminded the 12 members who were at the meeting not to forget to decorate the “flag”, to be used to decorate the hall for our 50th anniversary. We were shown a few samples, just to give us some ideas. The very large loom, that has occupied the stage for the last few years has been sold. It's good to know it will be used again after many years procrastinating.

Michelle took a photo of our group to be used for the journal next year.

Every group will get three pages to fill with photos, articles, history and anything interesting about their group. The topic of this meeting was ethnic textiles and other ethnic articles. **Dana** and **Jill** gave a very interesting talk about their trip to India. They showed a video they had made and a lot of articles and samples of different weaves, embroideries, jewellery etc. One of the more unusual items was a stole woven with yak hair.

Show and Tell

Karlene showed 2 scarves woven with handspun slivers. After weaving she finished them by soaking in hot water with softly. After the water had cooled they were rinsed, spindried, dried and pressed.





Marijke

Myrna showed her ikat scarf woven after our workshop and an iPad case wove with a few strands of Britt on a black warp in a twill design .

Marion had some lovely baskets from New Guinea and Arnhem land, while **Joan** had some lengths of material from Africa, Japan and Indonesia. She also showed a beautiful kimono.

Annette had a small clasped weave bag in cottons. **Marijke** showed an African doll with a beadwoven skirt.



Annette



Myrna

Dye Hards

BY YVONNE RITSON

It was a busy Friday morning and **Marijke, Heather, Joanna, Yvonne** and **Kym** were early to welcome new visitors **Lynne** and **Robert**, then shortly after **Sheila, Judy** and **Helen** completed our planning team.

We celebrated and reflected on a brilliant 2018 with several new members joining our group, always happy to show their skills and some lead our workshop activities. We also had a chance to thank our membership who lead us through some entertaining dye experiments during the year.

Heather offered to continue as our "Treasurer" and we agreed to continue with our \$20 'Dye and Chemical' fee for our Dye Hard members, payable on our first visit to a dye activity during the year.

Yvonne will continue writing for Clippings,

Dyeanna will be our group liaison and

Myrna has offered to take on the email coordinator role – with our 'Thanks' to

Tricia for her work in this role for the past 2 years.

Over a delicious shared lunch, we enthusiastically rattled off our plans and ideas for 2019. Although not every 'Dye Hard' could make our planning day, several put forward their suggestions and offered to lead or assist in running the workshops.

Perhaps with a nod to of 50th year celebrations, it became evident that our dye activities will include some retro

"Natural Dyes" techniques and we have plans for a special guest presenter for our Eucalypt Dye Activity in June (to be confirmed).

DECEMBER there will be a 'BYO project Play date' on Friday 21st December if any Dye Hards would like to come into Fibrecraft House- but please let Kym or Tricia know as this will go ahead only if attending numbers are confirmed.

We wish all our QSWFA friends a creative, merry and safe Christmas, a very happy New Year and we look forward to celebrating with all of you at the various artistic and 50th events our great community will enjoy throughout 2019.

The year ahead:

February **Back to Basics**

Dye Theory and Shibori Techniques

March **Indigo**

April **Play Day**

May **Four Mordant preparation** for the "Natural Food dyes activity"

June **Eucalyptus Leaves**

July **Natural Food Dye Festival-**

Avocado, Onions, Red Cabbage, Pomegranates, Red Wine

August **Black is Black** - or is it?

September **Discharge** of Black fabrics

October **Madder**

November **Planning Xmas party**

December **Play day**

50th Anniversary Journal

BY MICHELLE HANLEY

QSWFA 50 year Anniversary - My Journal

Thank you to everyone who has been sending in photos and words for the Anniversary Journal. Your photos beautifully represent your group's creativity and heartfelt words which describe what it truly means to be a part of this organisation. Also, thank you to those who are taking time to carefully scribe the words and choose the most befitting photos. It is gradually taking shape yet still has quite a lot of time and layout work needed to pull it all together. We do urge you to send in any last contributions before 30th Nov.

Here is a recap of what we need your group to provide:

- The main photo – this will be printed A5 size – portrait
- 2-4 other photos and some words describing your group, interesting history, what you do etc please write approximately 150 words
- Minimum 3 x members face photo and a quote from each of those persons – be it words of wisdom, advice, humour, wit, much you love to do the making that you do.... or anything you like.

Photo size needs to be 3.5MB minimum

Please email to Michelle Hanley: hanley.mich@gmail.com or Di Briscoe: dianabriscoe@icloud.com Or if you have any questions please contact us.

We will go our hardest with the finishing and will be sending to the printer a couple of weeks before Christmas. Then we will have the Journals printed and ready for our 50th Anniversary year, starting at our High Tea on Saturday, 2 February 2019

My Journal size is A5. Hard cover & bound. Full colour pages.

Not only will the commemorative Journal be a keepsake of notes, samples, ideas & projects for QSWFA members it is also a beautiful piece for others to enjoy. If you wish you could donate it (when you have finished your own notes and entries) to QWSFA time capsule to be reopened at anniversary 75y or 100y. We are a creative artist group of QLD creating history!

My Journal Available now for pre-order sale @ \$28.00 up until 15 January 2019

Your order can be made through Eventbrite or order and payment through our Emporium Shop

Pre-ordering My Journal will be available for collection from 2 February 2019 or purchase from Emporium at the full price of \$30.00 after that date.

Gala Dinner

BY MICHELLE HANLEY

A very special celebration Gala Dinner for QSWFA members, family and friends is in the works for 13 April 2019.

This gala event will celebrate our beginnings, our members past and present, our achievements and our future. We are so proud to be turning 50! This is our time to truly shine and celebrate with an event befitting this extraordinary milestone in our fibre artist's group.

This special evening is being held at a beautiful location beside the Brisbane River, The Landing at Dockside, Kangaroo Point. Starting at 5.30 with welcome drinks and canapes on the riverfront terrace to watch the sunset over the Story Bridge.

Our founding member, the constantly inspirational, member number one, Cecile Falvey will speak on the night as well as the VIPs. We have invited:

Our Patron - Jenny Woodward, Brisbane's remarkable Textile Artist, Janet De Boer, Minister for the Arts Hon Leeanne Enoch, and Premier of Qld Hon Anastacia Palaszczuk.



I feel very honoured to be involved with the organising of this celebration for QSWFA and together with the 50th-anniversary team, I promise to make it a memorable night. There are many events that we will celebrate 2019 with all the gold and glitter we can bring. The Gala Dinner is on the top of the list, it is important..... this is our 50th year, let's take the opportunity of being together with a big celebration.

Tickets are on sale through our Emporium & Eventbrite - \$120 per person. With Christmas approaching a Gala Dinner ticket (or contribution to a ticket) would make a perfect gift for a friend in the group.

Here's to a very exciting 50th year everyone. We will be celebrating with every fibre of our being!!!

Camp

2 -4 August 2019
Mapleton

Gold Gold Gold! There is going to be a golden glow at our retreat next year for QSWFA 50th year anniversary. Our weekend in Mapleton promises to be bigger and brighter than ever.

We have planned a fabulous celebration gourmet lunch for Saturday. The registration form for this weekend away on QSWFA website Fibre Arts Retreat 2019 and QSWFA Eventbrite



Bunting

Join the bunting / pennant/ flag flying crew. Take a golden pennant piece and return it flashing your creativity and skills to float across the Hall ceiling in 2019. Attach your work to the golden pennant and we'll see it fly on in 2019.

Pick up your piece to decorate, instructions are in the box with the fabric. Return in by December parties or Cook-up's end; to be stitched in January ready to hang by 2019 February's first meeting.

ENJOY, JOIN IN, CELEBRATE!

Christmas party

Saturday 1 December

All members welcome, \$5 meeting fee. Lots of things to get involved with if you choose:

On the day:

Shared Christmas Lunch

Bring a plate of yummy Christmas food to share. eg ham, salad, sweets, sandwiches

Secret Santa

Bring a little wrapped handmade gift to swap.

Anytime before that day:

Women's shelter donation

Bring something to add to a hamper to donate to a local shelter.
Non perishable, not wrapped.

Xmas hamper raffle

Bring your contribution for a hamper to raffle. Drawn after lunch on 1 December.



Guest Speakers

Washi & Nuno





Thank you to the 4 tourists of Japan
It was a full house at for our November
Guest Speaker morning. Thank you to our
members **Tricia Smout**, **Susan Doel** and
Renate Smith for sharing you adventures
from recent visit to Japan where they
participated in Washi, Nuno Tour and
Jenny Jackett enjoyed a Weaving
Residency. It was a fabulous slide show
of their many creations from workshops
and then shopping in some of Japan's
fabric and craft boutiques.



TEXTILE TOUR PERU

Peru is a country of vibrant cultures, dramatic landscapes and an incredible history. Come with us on a once in a lifetime adventure.

- 18-day tour begins August 1st 2019
- Visit Lima, Arequipa, Lake Titicaca and Cusco
- Includes a three day hands-on tapestry weaving class with internationally renowned Maximo Laura plus other textile workshops and artisan visits
- Explore world famous Machu Picchu, Colca Canyon, floating islands of Uros and much more!

For more information visit www.anitachew.com
email hello@anitachew.com or call 0418 199 278

Invite letter sent to our VIPs

Queensland Spinners Weavers & Fibre Artists is a strong not-for-profit community of volunteers with members throughout Queensland, Australia and overseas. We come from all walks of life and different backgrounds, but we share the passion of fibre and textile arts.

As our group grew too big for their Kelvin Grove Teacher's College beginnings in 1969, the search began for their own premises. When they found a suitable old church and hall in Auchenflower in the early 1980s, some members (and of course their husbands in those days) had to use their own homes as collateral to purchase the property. This facility continues as our current home for our 10 different artists sub groups.

Our purpose is to promote the practice and love of fibre and textile arts; to share our collective skills with others; to create a positive, friendly, caring atmosphere; to present and demonstrate skills and knowledge through community involvement and workshops conducted on our premises.

We are immensely proud of this 50-year achievement and wish to extend this invitation to you as our VIP guest for a very special Gala Dinner, a befitting event to celebrate this occasion.

This event will celebrate our beginnings, our members past and current, our achievements and our future. This is a time we will truly shine and celebrate this extraordinary milestone of our fibre artists group.

The dinner will be held beside the beautiful Brisbane River at The Landing at Dockside, Kangaroo Point. Starting at 5.30 pm to watch the sunset with welcome drinks and canapes on the Riverfront Terrace.

Our inspirational founding member, Cecile Falvey OAM will be our special guest along with Premier, Annastacia Palaszczuk; our Patron, ABC weather presenter, Jenny Woodward; Brisbane's remarkable champion of textile arts, Janet De Boer OAM; Minister for the Arts, Leeanne Enoch.

The Queensland Spinners Weavers & Fibre Artists 50th anniversary team have planned a memorable night for 13 April 2019 with all the gold and glitter we can muster. This is our 50th year and most likely the one event that members from our earliest beginnings through to our newest members can all come together for this significant celebration.

Please join us to celebrate QSWFA's 50th anniversary.

We will be celebrating with every fibre of our being!!

Cook Up

4 - 7 January 2019

Join us for four days of fun and creativity in the hall. We have lots of activities set up for the whole four days (rusting paper, teabag dyeing, collage, paste paper, etc) and we also have a specific activity each day. If you have suggestions for the daily activities:

Jill or Tricia ts@triciasmout.com.au

Cost is \$10 per day. Bring your own lunch. From 9:30am.

As space is limited and the environment not kid-safe, cook up is just for current financial members of QSWFA. (i.e. no visitors and no children!)

High Tea

2 February 2019 High noon

Tickets available from Eventbrite and the Emporium

This delightful function will set the ball rolling for our 50th year anniversary. Save the first Saturday in February for this event with tea, fine food, bubbles in our freshly decorated hall. Book in quickly, as numbers are limited!

We're dressing the place up so make sure you've returned your bunting pieces which will be proudly fluttering on the day. You may also like to contribute in other ways: Are you downsizing or clearing clutter and have a "TEA SET" that you were sending to a charity shop? Look no further! We'd be delighted to use it for our 50th-year celebrations and then send it on to a good home.

Do you have someone(s) who'd love to perform a musical item or two for us gratis on this afternoon?

Anyone else celebrated a recent 50? If you've any shimmer, shimmer 'Gold' decos, we'd be delighted to take them off your hands... Thank you for our first donation already! Recycling yeah!

Who out there knows if their flower garden may have some blooms for us early in February to display??

Now, just for fun, I'm asking you, would you like to create a 'Tea Cup' (or 'Tea Cosy') in your own personal crafty, creative way for a display at our tea? Maybe you'd like to donate it for a Silent Auction so someone else might purchase your treasure - a mini fund-raiser, or not...

My dear, dear friends at 'The Cook-Up' in January don't know but I'm putting the heavies on (begging, pleading) at one session and asking them to create a dozen paper tea-cups to get the challenge going... Do you think I should mention I'm hoping to have them also turn our cardboard cake stands into works of art too??? So, if you're free, come along and join the fun and frazzles that weekend.

An amazing collection of 'woven samples' from the 25th Anniversary has already been lent to us. Are there any other historical projects available for a display?

So many questions... So many answers to please send to
joanna.faber@yahoo.com.au

Don't forget the Dress Code is Vintage Retro.....

Bunting pieces due latest 7/1/19. Thank you from Joanna and Joan.

Classifieds



Gum Blossom
Yarns

gumblossomyarns.com

Contact Us

Office hours: Friday 10am - 3pm

2 Payne St

Auchenflower QLD 4066

(07) 33710009

ffice@qldspinners.org.au

qldspinners.org.au

BANK DETAILS:

National Australia Bank

BSB 084 209

Account 72 830 3063

Come and weave with Kay Faulkner

10-14 December 2018. Special. Own choice of project or technique.

21-25 January 2019 Linen and Lace.

Learn how to weave trouble free with linen. Explore various lace weave structures. Linen and lace is a beautiful combination.

18-22 March Woven Shibori. This class coincides with my joint exhibition with Catharine Ellis that celebrates our independent yet simultaneous development of woven shibori over 20 years ago. Explore many design approaches.

13- 17 May From a twill threading

10- 14 June Special.

BYO Loom classes to be continued in 2019. Meet once a month (day to be advised) to work on individual projects. Expressions of interest welcomed.

Full details at www.kayfaulkner.com.au

Email: magthrds@optusnet.com.au or

Phone: 07 32071481

Clippings Deadline

Deadline: Third Friday of the month

If you would like to submit an item to Clippings, please send these to

the editor by **email:**

clippings@qldspinners.org

Advertising Rates

Copy received **ONLY** by email.

Full page \$75.00

Half page \$40.00

Quarter page \$25.00

Annual rate: 11 ads for price of 10.



Great results at Shibori Indigo workshop on 11 November.

THIS CHRISTMAS...

- * Buy local
- * Buy handmade
- * Buy from people you know
- * Buy from self-employed

Remember, the Big stores
don't do a little "J16"
when they make a sale.
Make someone "J16"
this year! (1)